

The breakdown of the budget

Horizon Europe vs Horizon 2020



Mattia Ceracchi

APRE EU Liaison Unit

Horizon Europe budget – € 94.1bn

Open Science 25.8		Global Challenges and Industrial Competitiveness 52.7		Open Innovation 13.5			
ERC - European Research Council	16.6	CLUSTERS	Health	7.7	EIC – European Innovation Council	10.5	
MSCA - Marie Skłodowska-Curie Actions	6.8		Secure and Inclusive Societies	2.8			
Research Infrastructures	2.4		Digital and Industry	15	EU Innovation Ecosystems	EIT - European Institute of Innovation and Technology	3
			Climate, Energy, Mobility	15			
			Food and Natural Resources	10			
			Joint Research Centre	2.2			
Strengthening the European Research Area				2.1			
Sharing Excellence				1.7			
Reforming and Enhancing the European R&I Ecosystem				0.4			

Horizon 2020 budget – € 77bn

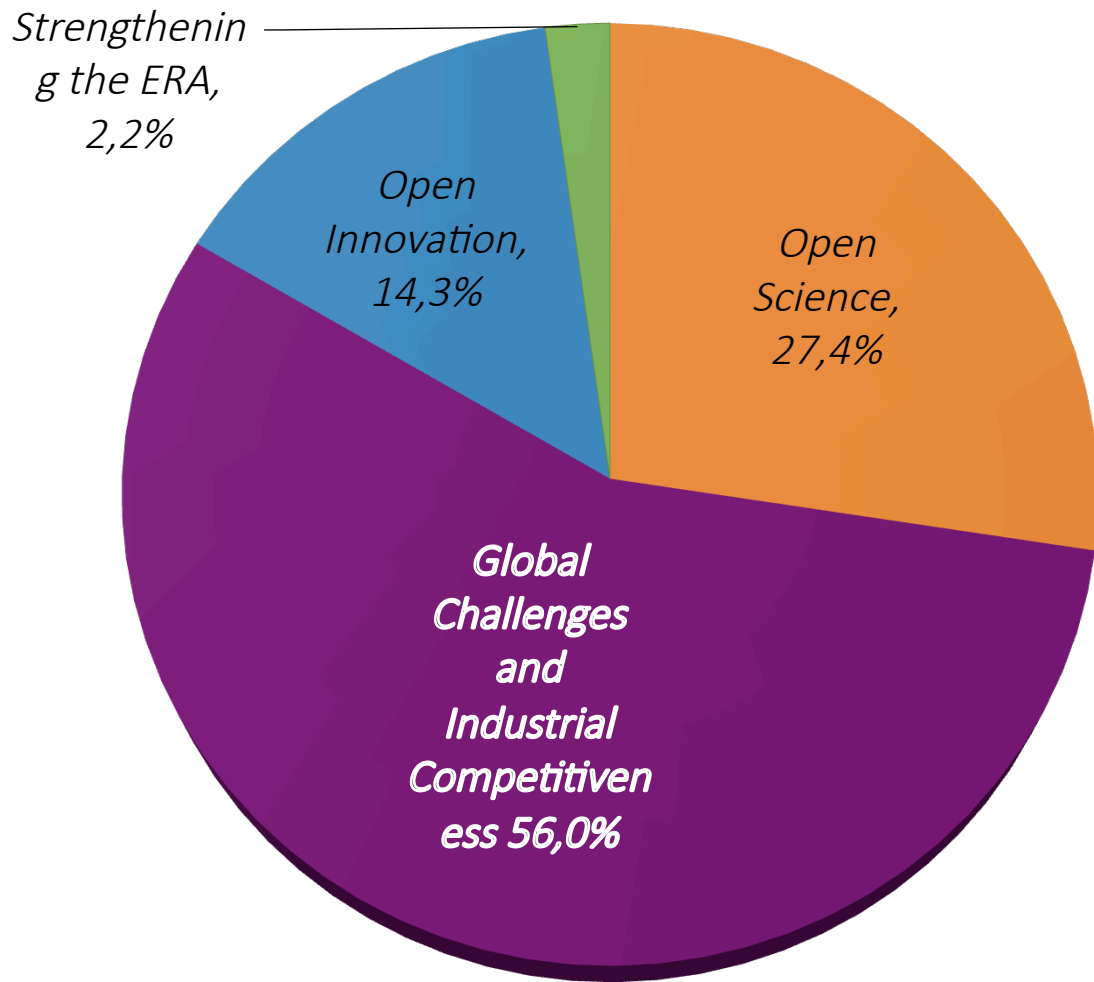
Excellent Science		24.4	
ERC - European Research Council	13.1		
FET - Future and Emerging Technologies	2.7		
MSCA - Marie Skłodowska-Curie Actions	6.1		
Research Infrastructures	2.5		

Industrial Leadership		17	
LEIT – Leadership in Enabling & Industrial Technologies	ICT	13.6	
	Space		
	NMBP		
Access to Risk Finance		2.8	
Innovation in SMEs		0.6	

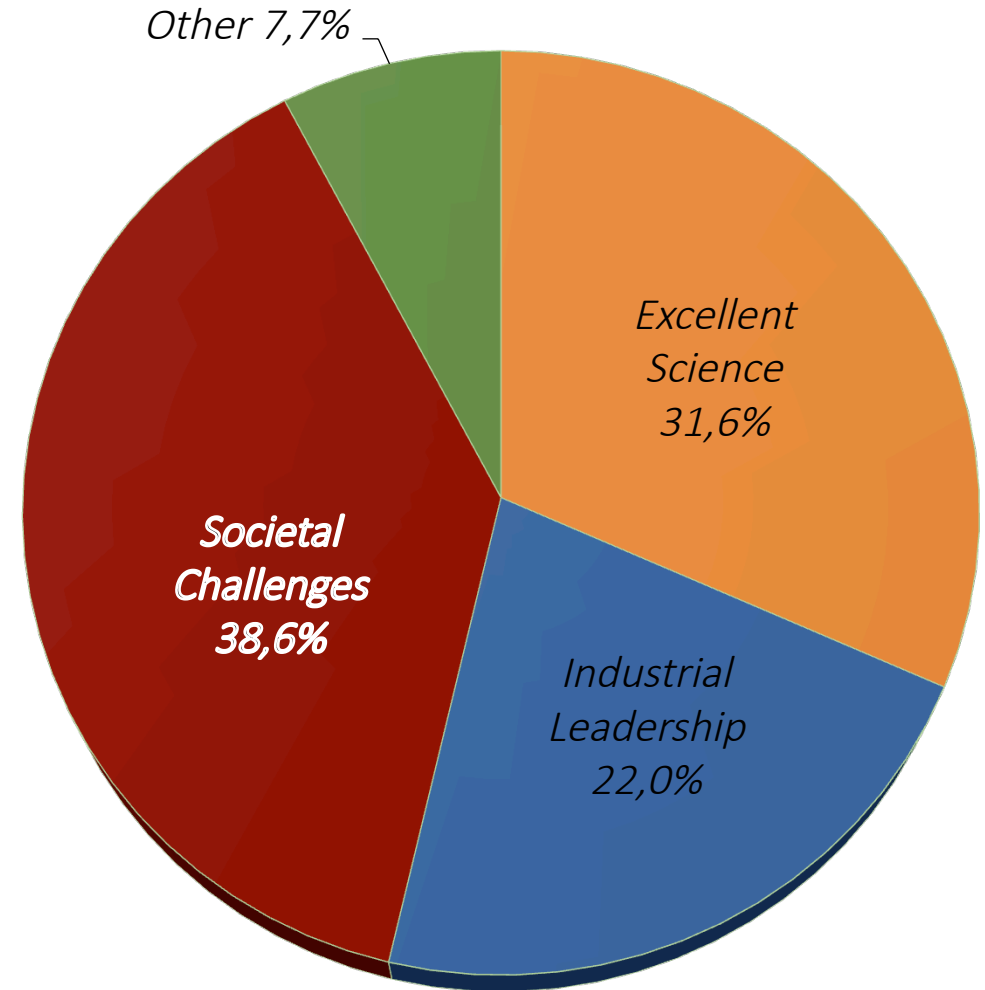
Societal Challenges		29.7	
Health	7.5		
AgriFood	3.9		
Energy	5.9		
Transport	6.3		
Climate	3.1		
SC6	1.3		
Security	1.7		

SwafS - Science with and for Society	0.5
Spreading Excellence and Widening Participation	0.8
EIT - European Institute of Innovation and Technology	2.7
JRC - Joint Research Center	1.9

Horizon Europe – €94.1bn



Horizon 2020 - €77bn





HEU ≠ H2020 – Budget issues and takeaways

- **Why €100bn?** = 94.1 HEU + 2.4 Euratom + 3.5 InvestEU R&I
- ≠ H2020 (1) - **NO target** of dedicating a minimum % of the budget **to support SMEs** (20% of Pillars 2 and 3 in Horizon 2020)
- ≠ H2020 (2) - **NO assigned %** of the budget **to support KETs** (€5.9bn in Horizon 2020) – Why? There's no breakdown of the clusters
- **NO separate budget for missions** *“There will not be a separate budget for missions, though missions will have a budget assigned through the work programme. Missions [...] receive their budget from more than one cluster”.*
- **NEW!** Horizon Europe - Expected target of allocating 35% of the budget to climate objectives (overall target of dedicating 25% of the MFF to climate objectives)

Horizon Europe vs Horizon 2020 – Breakdown of the budget

Horizon Europe	€ bn (current)	% HEU	Horizon 2020	€ bn (current)	% H2020	HEU ≠ H2020
TOT	94.1	100%	TOT	77	100%	+22,2 %
Pillar 1 - Open Science	25.8	27.4%	Pillar 1 - Excellence Science (no FET)	21.7	28,2%	+18,9%
ERC	16.6	17.6%	ERC	13.1	17%	+26,7%
MSCA	6.8	7.2%	MSCA	6.1	7,9%	+11,5%
RIIs	2.4	2.6%	RIIs	2.5	3,2%	- 4%
Pillar 2 – GC & IC	50.5 + 2.2 JRC	56%	Pillar 3 (Soc Challenges) + LEIT + JRC	43.3 + 1,9 JRC	58,7%	+17,4%
Health	7.7	8.2%	Health (SC1)	7.5	9,7%	+2,7%
Inclusive & Secure Societies	2.8	3%	SC6 + SC7 + SwafS	3	3,9%	- 6,7%
Digital & Industry	15	15.9%	LEIT	13.3	17,3%	+12,8%
Climate Energy Mobility	15	15.9%	SC3 + SC4 + part SC5*	15.3	19,9%	- 2%*
Food and Natural Resources	10	10.6%	AgriFood (SC2) + part SC5*	3.9	5,1%	+156,4%*
JRC	2.2	2.3%	JRC	1.9	2,5%	+15,8%
Pillar 3 – Open Innovation	13.5	14.3%	-	-	-	-
EIC + EU Ecosystems	10.5	11.2%	FET + ARF + Innovation in SMEs	6.1	7,9%	na
EIT	3	3.2%	EIT	2.7	3,5%	+11,1%
Strengthening the ERA	2.1	2.2%	SEWP	0.8	1,1%	+162,5%

HEU ≠ H2020 – Breakdown of the budget takeaways

- HEU ≠ H2020 : **+22,2 %** overall budget increase
- HEU ≠ H2020  Inclusive & Secure Societies, Cluster 2 (-6,7%); Research Infrastructures (-4%); Climate Energy Mobility (-2%)
- HEU ≠ H2020  Strengthening the European Research Area (+162,5%); Food and Natural Resources – Cluster 5 (+156,4%); European Research Council (+26,7%)
- Look carefully at the breakdown of the budget **in terms of %** (**Why?** Legislative negotiations on MFF + Horizon Europe may result in a significant change of the overall amount)
- E.g. Climate, Energy & Mobility = **15.9%** of HEU vs SC3 + SC4 + SC5 = **19.9%** of H2020
- E.g. Food & Natural Resources = **10.6%** of HEU vs SC2 = **5.1%** of H2020

TO KNOW MORE

- The Commission's proposal, legal texts and factsheets: [LINK](#)
- The Commission's [webpage](#) on Horizon Europe
- APRE website on Horizon Europe, obiettivo.fp9.it (in Italian)
- APRE's Position Paper on Horizon Europe (*February 2018*): [LINK](#)
- APRE's Position Paper on the European Innovation Council (*June 2018*): [LINK](#)
- Contact us: dibello@apre.it ; ferlaino@apre.it ; ceracchi@apre.it